

Agenda
Rio Linda / Elverta Community Water District
Executive Committee

December 11, 2024 @ 6:00 P.M.

Community Center
810 Oak Ln.
Rio Linda, CA 95673

Location Change for Construction at Visitors / Depot

THIS MEETING WILL BE PHYSICALLY OPEN TO THE PUBLIC.

Public documents relating to any open session items listed on this agenda that are distributed to the Committee members less than 72 hours before the meeting are available for public inspection on the counter of the District Office, 730 L St, Rio Linda, CA.

The public may address the Committee concerning any item of interest. Persons who wish to comment on either agenda or non-agenda items should address the Executive Committee Chair. The Committee Chair will call for comments at the appropriate time. Comments will be subject to reasonable time limits (3 minutes).

In compliance with the Americans with Disabilities Act, if you have a disability, and you need a disability related modification or accommodation to participate in this meeting, then please contact the District office at (916) 991-1000. Requests must be made as early as possible and at least one full business day before the start of the meeting.

Call to Order

Public Comment

This is an opportunity for the public to comment on non-agenda items within the subject matter jurisdiction of the Committee. Comments are limited to 3 minutes.

Items for Discussion:

1. Contract District Engineer's Update.
2. Annual Capacity Fees Adjustment for Construction Cost Inflation.
3. Discuss Swearing-In for New Board Member and Elections & Assignments of Board Offices (e.g., Chair, Vice Chair, Sacramento Groundwater Authority etc.)
4. Discuss Expenditures for October.
5. Discuss Financial Reports for October.

Directors' and General Manager Comments:

- Reminder about date and location change for December Board meeting.

Items Requested for Next Month's Committee Agenda:

Adjournment

Next Executive Committee meeting: 6:00 P.M. Wednesday, January 8, 2025 Visitors / Depot, 6730 Front St. Rio Linda, CA

ADA COMPLIANCE STATEMENT

In compliance with the Americans with Disabilities Act, if you need special assistance or materials to participate in this meeting, please contact the District Office at 916-991-1000. Notification 48 hours prior to the meeting will enable the District to make reasonable arrangements to ensure accessibility to this meeting and agenda materials.



Executive Committee Agenda Item: 1

Date: December 11, 2024

Subject: General Status Update from the District Engineer

Contact: Mike Vasquez, PE, PLS, Contract District Engineer

Recommended Committee Action:

Receive a status report on specific focus items currently being addressed by the District Engineer.

Current Background and Justification:

Subjects anticipated for discussion include:

1. 2025/2026 FY Pipeline Replacement Project
2. Water Loss Standards and Water Use Efficiency

Conclusion:

I recommend the Executive Committee receive the status report from the District Engineer. Then, if necessary and appropriate, forward an item(s) onto the December 18, 2024 Board of Directors Meeting agenda with recommendations as necessary.



Executive Committee Agenda Item: 2

Date: December 11, 2024

Subject: Annual Capacity Fee Adjustments

Staff Contact: Mike Vasquez, PE, PLS, Contract District Engineer

Recommended Committee Action:

The Executive committee should review supporting documentation and forward this item onto the December 18, 2024 Board agenda with the Committee's recommendation for Board approval.

Current Background and Justification:

Ordinance 2016-01 stipulates an annual adjustment for the RLECWD capacity fees be implemented on January 1st of each year. In order to adjust the capacity fees as delineated in the Ordinance, the Board needs to review the construction cost index report provided by the Contract District Engineer at the December Board meeting.

The methodology for the annual inflation adjustment is further stipulated in Ordinance 2016-01. The process requires the District Engineer to review the Engineering News Record (ENR). The stipulated term requires that the December inflation data be used, which is typically published during the second week of December. Once published in the ENR, the District Engineer will finalize his Technical Memorandum recommending the appropriate annual adjustment with an effective date of January 1, 2024.

Conclusion:

Capacity fee adjustment for inflation is integral to the viability of the capacity fee program. Accordingly, the adjustment process is stipulated in Ordinance 2016-01.



**Vasquez
Engineering**

18 December 2024

TECHNICAL MEMORANDUM

To: Tim Shaw, General Manager, Rio Linda/Elverta Community Water District

From: Mike Vasquez, PE, PLS, Principal (VE), Contract District Engineer (RL/ECWD)

Subject: 2025 Connection Fee Adjustment

Pursuant to Ordinance No. 2016-01, it is recommended that the Rio Linda/Elverta Community Water District (District) adjust connection fees by _____% in January 2025. The ordinance states: *"The fees in this EXHIBIT 2" shall increase annually based on the change in Engineering News-Record (ENR) magazine CCI for California each January 1, beginning January 1, 2017."*

The adjustment percentage was calculated using ENR's Construction Cost Indexes (CCI). Ordinance No. 2016-01 uses *"California"* for reference data, and the only two California cities listed in the ENR index are San Francisco and Los Angeles.

The average yearly CCI change from January 2024 to December 2024 was _____% for San Francisco and _____% for Los Angeles. These two yearly change CCI's were taken from ENR's Cost Indexes by Cities for December 2024. The average of the two is _____% and is the recommended connection fee adjustment.

Respectfully,

VASQUEZ ENGINEERING

Mike Vasquez, PE, PLS
Principal (VE)
Contract District Engineer (RL/ECWD)

RESOLUTION NO. 2018-03

**A RESOLUTION OF THE BOARD OF DIRECTORS OF THE RIO LINDA/ ELVERTA
COMMUNITY WATER DISTRICT TO AMEND EXHIBIT 1, WATER SERVICE
CAPACITY FEES; EXHIBIT 2, FIRE PROTECTION FACILITIES FEES; AND
EXHIBIT 3, WATER SERVICE INSTALLATION CHARGES, OF
ORDINANCE 2016-01**

WHEREAS, pursuant to California Government Code sections 66013 and 66016, the District Board of Director’s approved Ordinance 2016-01 on September 19, 2016. The Ordinance stated the Water Service Capacity Fees and Fire Protection Facilities Fees would be adjusted annually based on the Construction Cost Index (“CCI”) for California that is published in the Engineering News Record (“ENR”) magazine each year; and

WHEREAS, the ENR magazine has published the CCI for California for January 1, 2018, which was 3.4%; and

WHEREAS, as indicated in the Bartle Wells Associates, Water Rate and Capacity Fee Study for the Rio Linda/Elverta Community Water District, Water Rate and Capacity Fee Study, completed on March 4, 2016, adjusting the Water Service Capacity Fees and Fire Protection Facilities Fees regularly is required to ensure that the fees charged for constructing additional facilities do not fall behind the cost of actually constructing those facilities.

NOW THEREFORE, BE IT RESOLVED by the Board of Directors of the Rio Linda/Elverta Community Water District as follows:

1. The fees detailed in Exhibit 1 of Ordinance 2016-01 shall increase by 3.4% based on the January 1, 2018 edition of Engineering News-Record (“ENR”) magazine, as reflected on the attached updated Exhibit 1.
2. The fees detailed in Exhibit 2 of Ordinance 2016-01 shall increase by 3.4% based on the January 1, 2018 edition of Engineering News-Record (“ENR”) magazine, as reflected in the attached updated Exhibit 2.
3. The fees detailed in Exhibit 3 of Ordinance 2016-01 shall remain the same, but Exhibit 3 shall be updated to reference the Exhibit 1 adopted by this Resolution 2018-03, as reflected in the attached Exhibit 3.

APPROVED AND ADOPTED by the Board of Directors of the Rio Linda / Elverta Community Water District on this 26th day of February 2018. By the following vote: 5-0-0


AYES: John Ridilla, Mary Harris, Mary Henrici, Brent Dills and Paul Green Jr.

NAYS: None

ABSENT: None

ABSTAIN: None

ATTEST:



Timothy R. Shaw
Secretary of the Board of Directors



Mary R. Harris
President, Board of Directors

EXHIBIT 1**WATER SERVICE CAPACITY FEES**

The provisions of Exhibit 1 of Ordinance No. 2016-01 are hereby amended and superseded by the following:

Water Service Capacity Fees

METER SIZE (IN INCHES)	DEVELOPER FEE
5/8	N/A*
3/4	N/A*
1	\$18,101.82
1 1/2	\$36,201.66
2	\$57,922.93
3	\$126,705.83
4	\$228,069.94
6	\$506,823.29
8	\$868,839.94
Greater than 8 inches	The fees shall reflect the actual costs of providing service capacity, and shall be approved through an agreement with the Board of Directors

*Uniform Fire Code requires higher capacity so no less than 1" will be installed.

The above fees shall be charged based on the meter size installed at the service location in accordance with § 4.07.012 (2) of the Water Systems Regulations. In the event an existing service is upsized, the applicant shall pay the difference between the current rate for the existing meter size and the appropriate rate charged for the new meter size.

All Water Service Capacity Fees shall be paid prior to plan approval by the General Manager. Provided, however, commercial or industrial projects and residential projects or subdivisions involving more than four (4) units may be phased in accordance with an agreement approved by the Board of Directors. Water service will not be turned on prior to the receipt of the fees and the fee charged shall be that which is in effect at the time of receipt of payment by District.

The fees in this "EXHIBIT 1" shall increase annually based on the change in Engineering News Record ("ENR") magazine Construction Cost Index ("CCI") for California each January 1, beginning January 1, 2017.

EXHIBIT 2

FIRE PROTECTION FACILITIES FEES

The provisions of Exhibit 2 of Ordinance No. 2016-01 are hereby amended and superseded by the following:

Fire Protection Capacity Fees

PRIVATE FIRE HYDRANTS	SPRINKLER SYSTEM LINES
6 INCH (minimum) \$23,365	1 inch (minimum) - \$834.10
8 INCH - \$40,053	1½ inch - \$1,669.58
10 INCH - \$63,418	2 inch - \$2,669.95
12 INCH - \$83,445	3 inch - \$5,841.49
GREATER THAN 12 INCH – The fees shall be relative to the charges above and increase in proportion to the size of the pipe. The fee shall be approved through an agreement with the Board of Directors.	4 inch - \$10,513.56
Penalty for Unauthorized Use of Fire Lines	6 inch - \$23,364.53
Use of fire lines for purposes other than fire suppression, system testing or system repair shall constitute unauthorized use. Such unauthorized use shall be subject to a \$105.00 fee. Any subsequent violations shall be subject to a \$165.00 Fee and the water shall be turned-off until brought into compliance.	8 inch - \$40,053.50
Fire Protection Facilities Flat Rate Charge	Greater than 8 inch – The fees shall be relative to the charges above and increase in proportion to the size of the pipe. The fee shall be approved through an agreement with the Board of Directors.
	With the adoption of Resolution 2021-03 on August 16, 2021 these charges were incorporated into the rates structure.

The fees above shall be for dedicated fire service only. No other use is allowed on these water lines. In the event the private fire protection facilities are used for other purposes, the normal “Water Service Capacity” fee shall apply. Applicants shall be required to install meters and/or detector check valves and backflow devices to the satisfaction of the General Manager on all fire protection facilities. Minimum pipe sizes as indicated above shall be enforced.

Installation of Fire Protection Facilities shall be in accordance with Chapter 4.21 of the Water System Regulations as amended by **Resolution No. 2002-01-01**.

EXHIBIT 3

WATER SERVICE CONNECTION CHARGES

The provisions of Exhibit 3 of Ordinance No. 2016-01 are hereby superseded by the following:

Water Service Connection Charges

When a water service connection, as defined in §4.07.013 of the Water System Regulations, is proposed for installation, the District shall require payment in advance. The connection charges as required under §4.07.012(2) of the Water System Regulations shall be as follows:

<u>Full Service Installation</u>	
1" Service with 5/8" x 3/4" Meter Outside Roadway with Main on Customer Side of Street	\$3,400.00
1" Service with 5/8 x 3/4" Meter requiring street crossing using Boring Machine	\$4,700.00
1" Service with 5/8 x 3/4" Meter in Improved Roadway	\$5,500.00
Additional Cost for 1" Meter	\$100.00
Additional Cost for 1 1/2" Meter	\$700.00
Additional Cost for 2" Meter	\$1,000.00
Larger than 2" Meter	Time and Materials
<u>Meter Installation where Meter-setter & service-line is already installed</u>	
5/8 x 3/4" Meter	\$400.00
1" Meter.	\$500.00
1 1/2" Meter	\$600.00
2" or Larger Meter	Time and Materials

The above fees shall be in addition to those charged in "Exhibit 1 WATER SERVICE CAPACITY FEES" of Resolution 2018-03.

ORDINANCE NO. 2016-01

AN ORDINANCE OF THE BOARD OF DIRECTORS OF THE RIO LINDA/ELVERTA COMMUNITY WATER DISTRICT AMENDING ORDINANCE NOS. 2007-01 AND 2013-01 TO MODIFY DISTRICT WATER SERVICE CAPACITY FEES, FIRE PROTECTION FACILITIES FEES AND WATER SERVICE CONNECTION CHARGES

WHEREAS, Government Code sections 66013 and 66016 authorize the Rio Linda/Elverta Community Water district (the "District") to adopt a resolution or ordinance to establish and impose a water capacity charge; and

WHEREAS, pursuant to California Government Code sections 66013 and 66016, the District Board of Directors ("Board of Directors") adopted Ordinance No. 2007-01 on August 20, 2007, modifying rates, fees and charges for services and development; and

WHEREAS, Government Code sections 66013 and 66016 authorize the District to adopt a resolution or ordinance to increase an existing water capacity charge; and

WHEREAS, the District adopted Ordinance No. 2013-01 on October 21, 2013, modifying fees and charges for fire protection, water hydrant usage and other miscellaneous services; and

WHEREAS, each person or entity wanting to connect to the District's water system will share the cost for District facilities, including but not limited to treatment, production, storage and major transmission facilities; and

WHEREAS, the Board of Directors desires to modify the District's water capacity charges, to finance current and future capital improvements necessitated by development within the District's boundaries, as the District's existing water facilities, capacity and current capacity charge cannot adequately satisfy the demands of anticipated new development; and

WHEREAS, the capital facilities currently required to serve new development, such as a proposed surface water supply and treatment facility, will require significant financial investment; and

WHEREAS, the District desires to reduce the cost of long-term capital investments through regional collaboration, grant funding and other forms of financing, in addition to capacity fees; and

WHEREAS, members of the public have had the opportunity to make oral or written presentations to the Board of Directors on the proposed water capacity charge during District meetings held on March 21, 2016, April 19, 2016, May 16, 2016 and August 15, 2016; and

WHEREAS, the District published notice of the initial public hearing, including a general explanation of the matter to be considered, at least ten days before the hearing as required by Government Code sections 6062a and 66018; and

WHEREAS, at least ten days before the public hearing, the District made data publicly available that indicates (1) the estimated cost required to provide the water capacity services for

which the District is levying the water capacity charge and (2) the revenue sources anticipated to provide such service, all according to Government Code section 66016; and

WHEREAS, the above-described data sets forth reasonable cost estimates for the District’s provision of improved and new water facilities and establishes that the proceeds generated by the increased water capacity charges do not exceed the total of the estimated costs; and

WHEREAS, the District finds it is in the best interest of public health, safety and welfare to increase the District’s water capacity charges to cover the costs of water facilities and necessary improvements within the District; and

WHEREAS, the District finds that the District’s water capacity charges should be reduced, in the event that the actual costs for certain facilities are significantly reduced through regional collaboration, grant funding or other forms of financing.

NOW, THEREFORE, THE BOARD OF DIRECTORS OF THE RIO LINDA/ ELVERTA COMMUNITY WATER DISTRICT HEREBY DETERMINES AND ORDAINS AS FOLLOWS:

Section 1. Recitals. The above recitals are true and correct and incorporated herein.

Section 2. Amendment. Ordinance No. 2007-01 is hereby amended to adopt the Water Service Capacity Fees set forth in **Exhibit 1** attached hereto, which shall be adjusted annually on January 1, without further action by the Board of Directors, to reflect the annual change in construction costs, as calculated by the Engineering News Record Construction Cost Index-California.

Section 3. Amendment. Ordinance No. 2013-01 Exhibits 1 and 2 are hereby amended to adopt the Fees set forth in **Exhibit 2** and **Exhibit 3**, which shall be adjusted annually on January 1, without further action by the Board of Directors, to reflect the change in the Engineering News Record magazine Construction Cost Indices.


Section 4. Best Effort. The District shall use its best efforts for regional collaboration, or to independently apply for grant funds, to reduce actual costs to the District in developing surface water supply and treatment serving new development in the District. In the event that regional collaboration or the independent procurement of grant funds results in an actual reduction in the cost of developing surface water supply and treatment, the District shall endeavor to reasonably adjust the then-existing capacity fees to account for the net reduction in capital costs, while factoring administrative and other reasonable costs in any such reduction.

Section 4. California Environmental Quality Act Compliance. Pursuant to California Public Resources Code section 21080(b)(8), the requirements of the California Environmental Quality Act do not apply to water capacity charge increase, as the increase caused by this Ordinance constitutes the modification of charges to meet operating expenses and for obtaining funds for capital projects to provide and maintain water service within the District.

Section 5. Ordinance Effective Date. This Ordinance shall be effective thirty (30) days after the date of its second reading and adoption; a summary shall be published once, with names of members voting for and against the same in a newspaper of general circulation published in the County of Sacramento. A certified copy of the full text of this Ordinance shall be posted at the office of the Clerk of the District Board of Directors, 730 L St, Rio Linda, CA 95673, with the names of those Board Members voting for and against the Ordinance.

APPROVED AND ADOPTED by the Board of Directors of the Rio Linda/Elverta Community Water District on this 19th day of September, 2016.

AYES, in favor hereof: Brent Dills, Mary Harris, John Ridilla, Mary Henrici, and Paul Green
NOES: None
ABSTAIN: None
ABSENT: None


John Ridilla, President
Board of Directors

Attest: 
Ralph Felix, Board Secretary

EXHIBIT 1**WATER SERVICE CAPACITY FEES**

The provisions of Exhibit 1 of Ordinance No. 2016-01 are hereby amended and superseded by the following:

Water Service Capacity Fees

METER SIZE (IN INCHES)	DEVELOPER FEE
5/8	N/A*
3/4	N/A*
1	\$14,160.44
1 1/2	\$28,320.89
2	\$45,313.64
3	\$99,123.12
4	\$178,421.18
6	\$396,492.46
8	\$679,701.38
Greater than 8 inches	The fees shall reflect the actual costs of providing service capacity, and shall be approved through an agreement with the Board of Directors

*Uniform Fire Code requires higher capacity so no less than 1" will be installed.

The above fees shall be charged based on the meter size installed at the service location in accordance with § 4.07.012 (2) of the Water Systems Regulations. In the event an existing service is upsized, the applicant shall pay the difference between the current rate for the existing meter size and the appropriate rate charged for the new meter size.

All Water Service Capacity Fees shall be paid prior to plan approval by the General Manager. Provided, however, commercial or industrial projects and residential projects or subdivisions involving more than four (4) units may be phased in accordance with an agreement approved by the Board of Directors. Water service will not be turned on prior to the receipt of the fees and the fee charged shall be that which is in effect at the time of receipt of payment by District.

The fees in this "EXHIBIT 1" shall increase annually based on the change in Engineering News Record ("ENR") magazine Construction Cost Index ("CCI") for California each January 1, beginning January 1, 2017.

EXHIBIT 2**FIRE PROTECTION FACILITIES FEES**

The provisions of Exhibit 2 of Ordinance No. 2016-01 are hereby amended and superseded by the following:

Fire Protection Capacity Fees

PRIVATE FIRE HYDRANTS	SPRINKLER SYSTEM LINES
6 INCH (minimum) - \$18,278.29	1 inch (minimum) - \$652.53
8 INCH - \$31,334.21	1½ inch - \$1,306.13
10 INCH - \$49,612.50	2 inch - \$2,088.73
12 INCH - \$65,279.61	3 inch - \$4,569.85
GREATER THAN 12 INCH – The fees shall be relative to the charges above and increase in proportion to the size of the pipe. The fee shall be approved through an agreement with the Board of Directors.	4 inch - \$8,224.85
Penalty for Unauthorized Use of Fire Lines	6 inch - \$18,278.29
	8 inch - \$31,334.21
Use of fire lines for purposes other than fire suppression, system testing or system repair shall constitute unauthorized use. Such unauthorized use shall be subject to a \$105.00 fee. Any subsequent violations shall be subject to a \$165.00 Fee and the water shall be turned-off until brought into compliance.	Greater than 8 inch – The fees shall be relative to the charges above and increase in proportion to the size of the pipe. The fee shall be approved through an agreement with the Board of Directors.
Fire Protection Facilities Flat Rate Charge	\$4.12 Bi-monthly for 1.5-inch service. \$10.00 per diameter inch for 2-inch and above service diameters – Bi-monthly

The fees above shall be for dedicated fire service only. No other use is allowed on these water lines. In the event the private fire protection facilities are used for other purposes, the normal “Water Service Capacity” fee shall apply. Applicants shall be required to install meters and/or detector check valves and backflow devices to the satisfaction of the General Manager on all fire protection facilities. Minimum pipe sizes as indicated above shall be enforced.

Installation of Fire Protection Facilities shall be in accordance with Chapter 4.21 of the Water System Regulations as amended by **Resolution No. 2002-01-01**.

EXHIBIT 3

WATER SERVICE INSTALLATION CHARGES

The provisions of Section 1, 2 and Exhibit 2 of Ordinance No. 2013-01 are hereby amended and superseded by the following:

Water Service Connection Charges

When a water service connection, as defined in §4.07.013 of the Water System Regulations, is proposed for installation, the District shall require payment in advance. The connection charges as required under §4.07.012(2) of the Water System Regulations shall be as follows:

<u>Full Service Installation</u>	
1" Service with 5/8" x 3/4" Meter Outside Roadway with Main on Customer Side of Street	\$3,400.00
1" Service with 5/8 x 3/4" Meter requiring street crossing using Boring Machine	\$4,700.00
1" Service with 5/8 x 3/4" Meter in Improved Roadway	\$5,500.00
Additional Cost for 1" Meter	\$100.00
Additional Cost for 1 1/2" Meter	\$700.00
Additional Cost for 2" Meter	\$1,000.00
Larger than 2" Meter	Time and Materials
<u>Meter Installation where Meter-setter & service-line is already installed</u>	
5/8 x 3/4" Meter	\$400.00
1" Meter.	\$500.00
1 1/2" Meter	\$600.00
2" or Larger Meter	Time and Materials

The above fees shall be in addition to those charged in "Exhibit 1 WATER SERVICE CAPACITY FEES" of Ordinance 2016-01.

EXHIBIT 1**WATER SERVICE CAPACITY FEES**

The provisions of Section 2 of Ordinance No. 2007-01 are hereby amended and superseded by the following:

Water Service Capacity Fees

METER SIZE (IN INCHES)	DEVELOPER FEE
5/8	N/A*
3/4	N/A*
1	\$13,064.00
1 1/2	\$26,128.00
2	\$41,805.00
3	\$91,448.00
4	\$164,606.00
6	\$365,792.00
8	\$627,072.00
Greater than 8 inches	The fees shall reflect the actual costs of providing service capacity, and shall be approved through an agreement with the Board of Directors

*Uniform Fire Code requires higher capacity so no less than 1" will be installed.

The above fees shall be charged based on the meter size installed at the service location in accordance with § 4.07.012 (2) of the Water Systems Regulations. In the event an existing service is upsized, the applicant shall pay the difference between the current rate for the existing meter size and the appropriate rate charged for the new meter size.

All Water Service Capacity Fees shall be paid prior to plan approval by the General Manager. Provided, however, commercial or industrial projects and residential projects or subdivisions involving more than four (4) units may be phased in accordance with an agreement approved by the Board of Directors. Water service will not be turned on prior to the receipt of the fees and the fee charged shall be that which is in effect at the time of receipt of payment by District.

The fees in this "EXHIBIT 1" shall increase annually based on the change in Engineering News Record ("ENR") magazine Construction Cost Index ("CCI") for California each January 1, beginning January 1, 2017.

EXHIBIT 2**FIRE PROTECTION FACILITIES FEES**

The provisions of Sections 1, 2, and Exhibit 1 of Ordinance No. 2013-01 are hereby amended and superseded by the following:

Fire Protection Capacity Fees

PRIVATE FIRE HYDRANTS	SPRINKLER SYSTEM LINES
6 INCH (minimum) - \$16,863	1 inch (minimum) - \$602
8 INCH - \$28,908	1½ inch - \$1,205
10 INCH - \$45,771	2 inch - \$1,927
12 INCH - \$60,225	3 inch - \$4,216
GREATER THAN 12 INCH – The fees shall be relative to the charges above and increase in proportion to the size of the pipe. The fee shall be approved through an agreement with the Board of Directors.	4 inch - \$7,588
Penalty for Unauthorized Use	6 inch - \$16,863
of Fire Lines	8 inch - \$28,908
Use of fire lines for purposes other than fire suppression, system testing or system repair shall constitute unauthorized use. Such unauthorized use shall be subject to a \$105.00 fee. Any subsequent violations shall be subject to a \$165.00 Fee and the water shall be turned-off until brought into compliance.	Greater than 8 inch – The fees shall be relative to the charges above and increase in proportion to the size of the pipe. The fee shall be approved through an agreement with the Board of Directors.
Fire Protection Facilities Flat Rate Charge	\$10.00 per diameter inch - Bi-monthly

The fees above shall be for dedicated fire service only. No other use is allowed on these water lines. In the event the private fire protection facilities are used for other purposes, the normal “Water Service Capacity” fee shall apply. Applicants shall be required to install meters and/or detector check valves and backflow devices to the satisfaction of the General Manager on all fire protection facilities. Minimum pipe sizes as indicated above shall be enforced.

Installation of Fire Protection Facilities shall be in accordance with Chapter 4.21 of the Water System Regulations as amended by **Resolution No. 2002-01-01**.

The fees in this “EXHIBIT 2” shall increase annually based on the change in Engineering News Record (“ENR”) magazine Construction Cost Indices (“CCI”) for California each January 1, beginning January 1, 2017.

EXHIBIT 3

WATER SERVICE INSTALLATION CHARGES

The provisions of Section 1, 2 and Exhibit 2 of Ordinance No. 2013-01 are hereby amended and superseded by the following:

Water Service Connection Charges

When a water service connection, as defined in §4.07.013 of the Water System Regulations, is proposed for installation, the District shall require payment in advance. The connection charges as required under §4.07.012(2) of the Water System Regulations shall be as follows:

<u>Full Service Installation</u>	
1" Service with 5/8" x 3/4" Meter Outside Roadway with Main on Customer Side of Street	\$3,400.00
1" Service with 5/8 x 3/4" Meter requiring street crossing using Boring Machine	\$4,700.00
1" Service with 5/8 x 3/4" Meter in Improved Roadway	\$5,500.00
Additional Cost for 1" Meter	\$100.00
Additional Cost for 1 1/2" Meter	\$700.00
Additional Cost for 2" Meter	\$1,000.00
Larger than 2" Meter	Time and Materials
<u>Meter Installation where Meter-setter & service-line is already installed</u>	
5/8 x 3/4" Meter	\$400.00
1" Meter.	\$500.00
1 1/2" Meter	\$600.00
2" or Larger Meter	Time and Materials

The above fees shall be in addition to those charged in "Exhibit 1 WATER SERVICE CAPACITY FEES" of Ordinance 2016-01.



Executive Committee

Agenda Item: 3

Date: December 11, 2024

Subject: Swearing-In New Board Member and Election of RLECWD Board Officers

Staff Contact: Timothy R. Shaw, General Manager

Recommended Committee Action:

This is an informational/reminder item. There is no need to forward a corresponding item onto the December 18th Board agenda because existing District policy obviates such committee actions.

Current Background and Justification:

Swearing-In of New Board Member(s) – This process can be formal or informal, done in the General Manager’s office or at a Board Meeting. With the new website now in use, a formal swearing-in ceremony might enable photographs to be posted on the new website. For example, we could hold a swearing-in ceremony at 6:00 P.M. on December 18th, 30-minutes prior to the December Board meeting.

Election and Assignment of Board Offices - Existing District policies/practices provide that the monthly Board meeting in December each year includes election of new officers. The timing and ramifications are, however, worthy of review to offset any confusion which might otherwise accompany the process.

The first item after roll call at the December 18th agenda will be election of officers. After discussion, a Board Member may nominate a candidate for the office of President. Once the voting is complete, if the President for the upcoming term is a change (not an extension of the prior term) the oncoming President will trade seats with the outgoing President. The outgoing president may traditionally have some remarks, (e.g., acknowledgement of the support he/she received from the Board and staff, offer of support for oncoming President, etc.). Then the process repeats for the position of Vice President, although it is unnecessary for the Vice President to trades seats

Conclusion:

The annual election of new RLECWD Board officers is tied to California Election Code for timing and is codified in RLECWD Policy Manual.

Oath of Office

STATE OF CALIFORNIA }
County of Sacramento } ss.

For the office of Board Member, Rio Linda Elverta Community Water District

I, Maria Liverett, do solemnly swear (or affirm) that I will support and defend the Constitution of the United States and the Constitution of the State of California against all enemies, foreign and domestic; that I will bear true faith and allegiance to the Constitution of the United States and the Constitution of the State of California; that I take this obligation freely, without any mental reservation of purpose of evasion; and that I will well and faithfully discharge the duties upon which I am about to enter.

Officeholder Signature

Subscribed and sworn to before me, this ____ day of _____, 20____.

Signature of Person Administering Oath

Term Expires: December 2028



Executive Committee Agenda Item: 4

Date: December 11, 2024

Subject: Expenditure Report

Staff Contact: Timothy R. Shaw, General Manager

Recommended Committee Action:

The Executive Committee should review the Expenditures of the District for the month of October 2024, then forward the report onto the upcoming Board agenda with the Committee's recommendation for Board approval.

Current Background and Justification:

The Expenditures report summarizes all payments made by the District for the reporting period.

Conclusion:

Consistent with District policies, Expenditures are to be reviewed by this committee and presented to the Board of Directors to inform Board Members and the public of all expenditures of public funds.

Cash Basis

**Rio Linda Elverta Community Water District
Expenditure Report
October 2024**

Date	Num	Name	Memo	Amount
10/02/2024	EFT	QuickBooks Payroll Service	For PP Ending 9/30/24 Pay date 10/3/24	20,625.81
10/03/2024	EFT	CalPERS	For PP Ending 9/30/24 Pay date 10/3/24	3,728.03
10/03/2024	EFT	CalPERS	For PP Ending 9/30/24 Pay date 10/3/24	1,388.06
10/03/2024	EFT	Internal Revenue Service	Employment Taxes	7,880.64
10/03/2024	EFT	Employment Development	Employment Taxes	1,612.36
10/03/2024	EFT	Adept Solutions	Monthly Computer Maintenance	3,563.35
10/03/2024	EFT	Comcast	Telephone-Landline	109.45
10/03/2024	EFT	Empower	Deferred Compensation Plan: Employer & Employee Share	1,870.65
10/03/2024	EFT	Ramos Oil Inc.	Transportation Fuel	759.28
10/03/2024	EFT	Republic Services	Utilities	171.92
10/03/2024	EFT	Voyager	Transportation Fuel	159.16
10/03/2024	EFT	RLECWD	Umpqua Bank Monthly Debt Service Transfer	17,000.00
10/03/2024	EFT	RLECWD	RLECWD - Capital Improvement	52,517.00
10/03/2024	3170	Customer	Hydrant Meter Deposit Refund	2,023.69
10/03/2024	3171	ABS Direct	Printing & Postage	130.83
10/03/2024	3172	ACWA/JPIA Powers Insurance Authority	EAP	24.80
10/03/2024	3173	BSK Associates	Lab Fees	4,779.20
10/03/2024	3174	Buckmaster Office Solutions	Office Equipment	80.11
10/03/2024	3175	VOID	VOID	0.00
10/03/2024	3176	Elk Grove Security Systems	Security & Repairs	577.00
10/03/2024	3177	Ferguson Enterprises	Field IT	2,020.31
10/03/2024	3178	GW Demolition	Distribution	3,500.00
10/03/2024	3179	ICONIX Waterworks	Distribution	909.41
10/03/2024	3180	Phelan, Michael	Retiree Insurance Reimbursement	3,150.00
10/03/2024	3181	Rio Linda Hardware & Building Supply	Shop Supplies	189.89
10/03/2024	3182	RW Trucking	Distribution	733.99
10/03/2024	3183	Sierra Chemical Company	Treatment	5,793.92
10/03/2024	3184	SMUD	Utilities	29,748.05
10/03/2024	3185	Tesco Controls	Annual Maintenance Agreement	8,500.00
10/03/2024	3186	UniFirst Corporation	Uniforms	478.95
10/03/2024	3187	Vasquez Engineering	Engineering	5,000.00
10/03/2024	3188	VOID	VOID	0.00
10/03/2024	3189	Rawles Engineering	Capital Improvement: Pipeline Replacement	28,809.00
10/03/2024	3190	Verizon Wireless	Telephone	45.54
10/03/2024	3191	DirectHit Pest Control	Building Maintenance	40.00
10/03/2024	EFT	Adept Solutions	Capital Improvement: Server Replacement	9,500.00
10/16/2024	EFT	QuickBooks Payroll Service	For PP Ending 10/12/24 Pay date 10/17/24	21,494.00
10/25/2024	EFT	WageWorks	FSA Administration Fee	76.25
10/17/2024	EFT	CalPERS	For PP Ending 10/12/24 Pay date 10/17/24	3,728.03
10/17/2024	EFT	CalPERS	For PP Ending 10/12/24 Pay date 10/17/24	1,388.06
10/17/2024	EFT	Internal Revenue Service	Employment Taxes	7,922.04
10/17/2024	EFT	Employment Development	Employment Taxes	1,617.28
10/17/2024	EFT	Empower	Deferred Compensation Plan: Employer & Employee Share	1,900.94

Cash Basis

**Rio Linda Elverta Community Water District
Expenditure Report
October 2024**

Date	Num	Name	Memo	Amount
10/17/2024	EFT	Kaiser Permanente	Health Insurance	2,772.00
10/17/2024	EFT	PG&E	Utilities	46.08
10/17/2024	EFT	Principal	Dental & Vision Insurance	1,845.48
10/17/2024	EFT	Ramos Oil Inc.	Transportation Fuel	606.53
10/17/2024	EFT	Umpqua Bank Credit Card	Construction Equip Maint, Computer, Office, Postage, Shop Supplies, Telephone	2,768.07
10/17/2024	EFT	Verizon Connect	Field IT	417.80
10/17/2024	EFT	Verizon	Field Communication	429.65
10/17/2024	EFT	Western Health	Health Insurance	13,447.06
10/17/2024	EFT	RLECWD	Surcharge 1 Bi-Monthly Transfer	88,362.05
10/17/2024	EFT	RLECWD	Surcharge 2 Bi-Monthly Transfer	73,480.03
10/17/2024	3192	ACWA JPIA	Workers Compensation Insurance	2,578.41
10/17/2024	3193	Sacramento County Clerk	Lien Releases	60.00
10/17/2024	3194	Customer	Final Bill Refund	97.64
10/17/2024	3195	Customer	Final Bill Refund	69.11
10/17/2024	3196	Customer	Final Bill Refund	16.70
10/17/2024	3197	Customer	Final Bill Refund	180.65
10/17/2024	3198	Customer	Final Bill Refund	20.94
10/17/2024	3199	Customer	Final Bill Refund	145.91
10/17/2024	3200	Customer	Final Bill Refund	122.39
10/17/2024	3201	Customer	Final Bill Refund	1,008.20
10/17/2024	3202	Customer	Final Bill Refund	97.30
10/17/2024	3203	Customer	Final Bill Refund	187.31
10/17/2024	3204	Customer	Final Bill Refund	17.25
10/17/2024	3205	ABS Direct	Printing & Postage	1,347.51
10/17/2024	3206	Affordable Heating & Air	Pumping Maintenance	2,805.00
10/17/2024	3207	Chacon, Socorro	Lien Releases	175.00
10/17/2024	3208	CoreLogic Solutions	Subscription	103.00
10/17/2024	3209	Sacramento County Department of Finance	Fees for Direct Levy Parcel Removal	90.00
10/17/2024	3210	Global Machinery	Construction Equip Maintenance	1,326.82
10/17/2024	3211	ICONIX Waterworks	Distribution Supplies	148.70
10/17/2024	3212	Maze & Associates	Audit Fees	19,350.00
10/17/2024	3213	RDO Equipment Co	Construction Equip Maintenance	214.49
10/17/2024	3214	Sacramento County	Permits & Fees	120.52
10/17/2024	3215	Spok, Inc.	Field Communication	15.78
10/17/2024	3216	White Brenner, LLP	Legal	638.40
10/31/2024	EFT	QuickBooks Payroll Service	For PP Ending 10/26/24 Pay date 10/31/24	20,215.68
10/31/2024	EFT	CalPERS	For PP Ending 10/26/24 Pay date 10/31/24	3,728.03
10/31/2024	EFT	CalPERS	For PP Ending 10/26/24 Pay date 10/31/24	1,388.06
10/31/2024	EFT	Internal Revenue Service	Employment Taxes	7,752.20
10/31/2024	EFT	Employment Development	Employment Taxes	1,608.30
10/31/2024	EFT	Empower	Deferred Compensation Plan: Employer & Employee Share	1,864.55
10/31/2024	EFT	Ramos Oil Inc.	Transportation Fuel	492.22

Cash Basis

**Rio Linda Elverta Community Water District
Expenditure Report
October 2024**

Date	Num	Name	Memo	Amount
10/31/2024	3217	Customer	Final Bill Refund	384.74
10/31/2024	3218	ABS Direct	Printing & Postage	307.08
10/31/2024	3219	ACWA/JPIA Powers Insurance Authority	Annual Liability Insurance	34,038.72
10/31/2024	3220	Buckmaster Office Solutions	Office Equipment	85.48
10/31/2024	3221	DirectHit Pest Control	Building Maintenance	95.00
10/31/2024	3222	Oreilly Automotive	Pumping & Transportation Maintenance	30.33
10/31/2024	3223	Pacific Shredding	Office Expense	43.68
10/31/2024	3224	Vanguard Cleaning Systems	Janitorial	195.00
10/31/2024	3225	Vasquez Engineering	Engineering-Lead Pipe Inventory Task Order	7,980.00
10/31/2024	3226	Verizon Wireless	Telephone	46.16
10/31/2024	3227	Rawles Engineering	Capital Improvement: Pipeline Replacement	27,065.00
Total 10020 - Operating Account Budgeted Expenditures				<u>577,979.01</u>

10/03/2024	EFT	California State Disbursement Unit	Employee Garnishment	332.00
10/03/2024	3169	Teamsters	Union Dues	815.00
10/15/2024	EFT	AFLAC	Employee Funded Premiums	745.84
10/17/2024	EFT	California State Disbursement Unit	Employee Garnishment	332.00
10/31/2024	EFT	California State Disbursement Unit	Employee Garnishment	332.00
10/31/2024	EFT	WageWorks	FSA Expenditures - Employee Funded	1,459.16
Total 10020 - Operating Account Non-Budgeted Expenditures: Employee Paid Pass-throughs				<u>4,016.00</u>

Cash Basis

**Rio Linda Elverta Community Water District
Expenditure Report
October 2024**

Date	Num	Payee	Memo	Amount
10/03/2024	EFT	RLECWD	Capital Improvement: Server Replacement	9,500.00
10475 - Capital Improvement-Umpqua Bank				<u>9,500.00</u>

Date	Num	Payee	Memo	Amount
10/03/2024	EFT	RLECWD	Capital Improvement Transfer for Funds paid with Operating: Refer to check 3189	28,809.00
10/31/2024	EFT	RLECWD	Capital Improvement Transfer for Funds paid with Operating: Refer to check 3227	27,065.00
10490 - Future Capital Improvement Projects-Umpqua Bank				<u>27,065.00</u>



Executive Committee Agenda Item: 5

Date: December 11, 2024

Subject: Financial Statements

Staff Contact: Timothy R. Shaw, General Manager

Recommended Committee Action:

The Executive Committee should review the Financial Reports of the District for the month of October 2024, then forward the report onto the upcoming Board agenda with the Committee's recommendation for Board approval.

Current Background and Justification:

The financial reports are the District's balance sheet, profit and loss, budget performance, and capital improvements year to date. This report provides a snapshot of the District's fiscal health for the period covered.

Once each quarter (including this report) staff provides an expanded version of the Finance Reports to provide additional finance details to the Board and public.

Conclusion:

Consistent with District policies, these financials are to be reviewed by this committee and presented to the Board of Directors to inform the Board Members and the public on the District's financial condition.

Balance Sheet

As of October 31, 2024

ASSETS

Current Assets

100 · Cash & Cash Equivalents	
10000 · Operating Account	
10020 · Operating Fund-Umpqua	1,990,600.18
Total 10000 · Operating Account	<u>1,990,600.18</u>
10475 · Capital Improvement	
10480 · General	710,709.57
10485 · Vehicle Replacement Reserve	37,948.49
Total 10450 · Capital Improvement	<u>748,658.06</u>
Total 100 · Non-Restricted Cash & Cash Equivalents	2,739,258.24

102 · Restricted Assets

102.2 · Restricted for Debt Service	
10700 · ZIONS Inv/Surcharge 1 Reserve	538,689.89
10300 · Surcharge 1 Account	1,132,104.28
10350 · Umpqua Bank - Revenue Bond	108,428.37
10380 · Surcharge 2 Account	524,419.38
Total 102.2 · Restricted for Debt Service	<u>2,303,641.92</u>
102.4 · Restricted Other Purposes	
10385 · Available Funding Cr6 Projects #1	476,692.50
10481 · Available Funding Cr6 Projects #2	497,030.20
10490 · Future Capital Imp Projects	1,372,459.63
10600 · LAIF Account - Capacity Fees	960,931.36
10650 · Operating Reserve Fund	340,001.82
Total 102.4 · Restricted Other Purposes	<u>3,647,115.51</u>
Total 102 · Restricted Assets	<u>5,950,757.43</u>

Accounts Receivable	761.38
---------------------	--------

Other Current Assets

12000 · Water Utility Receivable	90,153.57
12200 · Accrued Revenue	150,000.00
12250 · Accrued Interest Receivable	2,976.12
15000 · Inventory Asset	48,618.45
16000 · Prepaid Expense	115,493.00
16075 · OPEB GASB 75	4,751.00
Total Other Current Assets	<u>411,992.14</u>

Total Current Assets	9,102,769.19
-----------------------------	---------------------

Capital Assets

17000 · General Plant Assets	653,964.26
17100 · Water System Facilites	25,323,453.93
17300 · Intangible Assets	383,083.42
17500 · Accum Depreciation & Amort	-12,521,210.96
18000 · Construction in Progress	1,124,580.28
18100 · Land	576,672.45
Total Capital Assets	<u>15,540,543.38</u>

Other Assets

18500 · ADP CalPERS Receivable	410,000.00
19000 · Deferred Outflows	821,741.00
19900 · Suspense Account	0.00
Total Other Assets	<u>1,231,741.00</u>

TOTAL ASSETS	<u>25,875,053.57</u>
---------------------	-----------------------------

Rio Linda Elverta Community Water District
Balance Sheet
 As of October 31, 2024

LIABILITIES & NET POSTION

Liabilities

Current Liabilities

Accounts Payable	37,404.95
Credit Cards	0.00
Other Current Liabilities	929,713.64

Total Current Liabilities	967,118.59
----------------------------------	------------

Long Term Liabilities

23000 · OPEB Liability	0.00
23500 · Lease Buy-Back	459,522.27
25000 · Surcharge 1 Loan	2,314,710.45
25050 · Surcharge 2 Loan	1,835,040.16
26000 · Water Rev Refunding	1,187,101.00
26500 · ADP CalPERS Loan	380,000.00
27000 · AMI Meter Loan	0.00
29000 · Net Pension Liability	946,016.00
29500 · Deferred Inflows-Pension	112,980.00
29600 · Deferred Inflows-OPEB	37,219.00

Total Long Term Liabilities	7,272,588.88
------------------------------------	--------------

Total Liabilities	8,239,707.47
--------------------------	--------------

Net Position

31500 · Invested in Capital Assets, Net	10,069,591.46
32000 · Restricted for Debt Service	705,225.24
38000 · Unrestricted	6,597,086.39
Net Revenue	263,443.01

Total Net Position	17,635,346.10
---------------------------	---------------

TOTAL LIABILITIES & NET POSTION	25,875,053.57
--	----------------------

Accrual Basis

**Rio Linda Elverta Community Water District
Operating Profit & Loss Budget Performance
As of October 31, 2024**

	<u>Annual Budget</u>	<u>Oct 24</u>	<u>YTD Jul-Oct 24</u>	<u>% of Annual Budget</u>	<u>YTD Annual Budget Balance</u>
Ordinary Income/Expense					
Revenue					
Total 40000 · Operating Revenue	3,288,300.00	179,780.17	1,205,515.96	36.66%	2,082,784.04
41000 · Nonoperating Revenue					
41110 · Investment Revenue					
41112 · Interest Revenue	35.00	3.80	14.11	40.31%	20.89
Total 41110 · Investment Revenue	35.00	3.80	14.11	40.31%	20.89
41120 · Property Tax	127,000.00	0.00	3,872.34	3.05%	123,127.66
Total 41000 · Nonoperating Revenue	127,035.00	3.80	3,886.45	3.06%	123,148.55
Total Operating & Non-Operating Revenue	3,415,335.00	179,783.97	1,209,402.41	35.41%	2,205,932.59
Expense					
60000 · Operating Expenses					
60010 · Professional Fees	135,000.00	13,618.40	52,013.66	38.53%	82,986.34
60100 · Personnel Services					
60110 · Salaries & Wages	886,596.00	95,892.07	273,532.93	30.85%	613,063.07
60150 · Employee Benefits & Expense	540,440.00	44,863.07	150,700.96	27.89%	389,739.04
Total 60100 · Personnel Services	1,427,036.00	140,755.14	424,233.89	29.73%	1,002,802.11
60200 · Administration	289,203.00	17,680.22	88,028.40	30.44%	201,174.60
64000 · Conservation	500.00	0.00	0.00	0.00%	500.00
65000 · Field Operations	629,400.00	46,754.64	207,670.77	33.00%	421,729.23
Total 60000 · Operating Expenses	2,481,139.00	218,808.40	771,946.72	31.11%	1,709,192.28
69000 · Non-Operating Expenses					
69010 · Debt Service					
69100 · Revenue Bond					
69105 · Principle	162,415.00	0.00	0.00	0.00%	162,415.00
69110 · Interest	39,343.00	0.00	0.00	0.00%	39,343.00
Total 69100 · Revenue Bond	201,758.00	0.00	0.00	0.00%	201,758.00
69200 · PERS ADP Loan					
69205 · Principle	30,000.00	0.00	0.00	0.00%	30,000.00
69210 · Interest	1,517.00	0.00	0.00	0.00%	1,517.00
Total 69100 · PERS ADP Loan	31,517.00	0.00	0.00	0.00%	31,517.00
Total 69010 · Debt Service	233,275.00	0.00	0.00	0.00%	233,275.00
69400 · Other Non-Operating Expense	2,300.00	0.00	0.00	0.00%	2,300.00
Capital A Total 69000 · Non-Operating Expenses	235,575.00	0.00	0.00	0.00%	235,575.00
Total Operating & Non-Operating Expense	2,716,714.00	218,808.40	771,946.72	28.42%	1,944,767.28
Net Revenue	698,621.00	-39,024.43	437,455.69		

RIO LINDA ELVERTA COMMUNITY WATER DISTRICT
 CAPITAL BUDGET 2024-2025
 October 2024

Description	Annual Budget	Sep 24	YTD Jul-Sep 24	% of Annual Budget	YTD Budget Balance
Raising/Lowering Valve Covers	40,000.00	0.00	0.00	0.00%	40,000.00
Well 15 Cr6 Treatment	171,000.00	0.00	3,080.00	1.80%	167,920.00
Server Replacement	9,500.00	9,500.00	9,500.00	100.00%	0.00
Total Continued Ongoing Projects	220,500.00	9,500.00	12,580.00	5.71%	207,920.00
Annual Miscellaneous Pump Replacements	30,000.00	0.00	0.00	0.00%	30,000.00
Annual Small Meter Replacements	120,000.00	0.00	2,153.71	1.80%	117,846.29
Annual Large Meter Replacements	5,000.00	0.00	0.00	0.00%	5,000.00
Annual Pipeline Replacement	270,650.00	27,065.00	270,650.00	100.00%	0.00
Total New Annual Projects	425,650.00	27,065.00	272,803.71	64.09%	152,846.29
Field Truck Replacement	40,000.00	0.00	0.00	0.00%	40,000.00
Total New Projects	40,000.00	0.00	0.00	0.00%	40,000.00
Total FY 2024-25	\$686,150.00	\$36,565.00	\$285,383.71	41.59%	\$400,766.29